

PUBLIC UTILITY DISTRICT NO. 1
OF
JEFFERSON COUNTY, WASHINGTON

RESOLUTION NO. 2008-012

A RESOLUTION Adopting the Budget for the Calendar Year 2009

WHEREAS, according to RCW 54.16.070 and RCW 84.52.020, the Board of Commissioners of Pubic Utility District No.1 of Jefferson County, Washington has prepared a proposed budget for the projected financial transactions of the District for the calendar year 2009 and set a Public Hearing date; and,

WHEREAS, the Board of Commissioners of the District did approve a six year rate schedule on 21 November 2007, Resolution 2007-014; and


WHEREAS, the Board of Commissioners of the District did meet on Monday, October 6, 2008 and held a Public Hearing on the proposed 2009 budget starting at 5:00 p.m. in the District Office at 230 Chimacum Road, Port Hadlock, Washington; and


WHEREAS, the Public Hearing was continued and reconvened at the subsequent regularly scheduled PUD BOC meetings as announced publicly by the Board of Commissioners; and

WHEREAS, the Pubic Hearing was continued and then closed by the PUD Board of Commissioners on the 5th of November, 2008.

NOW, THEREFORE, BE IT RESOLVED, that the Board of Commissioners, after taking public testimony and consideration of all the evidence and information provided by the staff, hereby adopts the budget identified on attached Exhibit "A".

ADOPTED by the Board of Commissioners of Public Utility District No. 1 of Jefferson County, Washington at a regular public meeting held this 19th day of November, 2008.


Wayne G. King,
President


M. Kelly Hays,
Vice-President



Dana Roberts,
Secretary

EXHIBIT "A"

PUBLIC UTILITY DISTRICT NUMBER 1 OF JEFFERSON COUNTY

2009 BUDGET

INCOME SOURCES

1. Property Taxes	\$ 375,000
2. Timber Taxes	\$ 20,000
3. Water Rates	\$ 1,470,129
4. Water Hookups	\$ 50,000
5. Sewer Rates	\$ 48,348
6. _____	\$
7. Other Income	\$ 130,840
8. System Development Charges	\$ 82,600

TOTAL INCOME	\$ 2,176,917
--------------	--------------

EXPENSE CATEGORIES

1. Personnel & Benefits	\$ 825,647
2. General & Admin	\$ 146,500
3. Water Operations	\$ 423,343
4. Water Hookups	\$ 40,530
5. Sewer Operations	\$ 22,443
6. B&O Taxes	\$ 76,812
7. Programs	\$ 69,100
8. Debt Repayment – non bond fund	\$ 454,143
9. Capital Replacement/ construction	\$ 117,584

TOTAL EXPENSES	\$ 2,176,102
----------------	--------------

BREAKDOWN OF BUDGET COSTS BASED ON OPERATIONS REVENUE VERSUS TAX
REVENUE FOR CY 2009 BUDGET

INCOME SOURCES

1. Property Taxes	\$ 375,000
2. Timber Taxes	\$ 20,000
3. Water Rates	\$ 1,470,129
4. Water Hookups	\$ 50,000
5. Sewer Rates	\$ 40,348
6.	\$
7. Other Income	\$ 130,840
8. System Development Charges	\$ 82,600

TOTAL INCOME	\$ 2,176,917
--------------	--------------

EXPENSE CATEGORIES

	TOTAL	OPERATIONAL	PUD TAX
1. Personnel & Benefits	\$ 825,647	\$ 709,410	\$ 116,237
2. General & Admin	\$ 146,500	\$ 129,595	\$ 16,905
3. Water Operations	\$ 423,343	\$ 423,343	\$ 000
4. Water Hookups	\$ 40,530	\$ 40,530	\$ 000
5. Sewer Operations	\$ 22,443	\$ 22,443	\$ 000
6. B & O Taxes	\$ 76,812	\$ 76,812	\$ 000
7. Programs	\$ 69,100	\$	\$ 69,100
8. Debt Replacement	\$ 454,143	\$ 282,200	\$ 171,943
9. Capital Replacement	\$ 117,584	\$ 117,584	\$ 000

TOTAL EXPENSES	\$ 2,176,102	\$ 1,801,917	\$ 374,185
----------------	--------------	--------------	------------