

PUBLIC UTILITY DISTRICT NO. 1
OF
JEFFERSON COUNTY, WASHINGTON

RESOLUTION NO. 2011-015

A RESOLUTION Adopting a Budget for the Calendar Year 2012

WHEREAS, in accordance with RCW 54.16.070 and RCW 84.52.020, the Board of Commissioners of Public Utility District No.1 of Jefferson County, Washington has prepared a budget for the projected financial transactions of the District for the calendar year 2012 and conducted a series of Public Hearings; and

WHEREAS, the Board of Commissioners of the District did approve a six year rate schedule on 21 November 2007, Resolution 2007-014; and


WHEREAS, the Board of Commissioners of the District did meet on Monday, October 3, 2011 and held a Public Hearing on the proposed 2012 budget starting at 5:00 p.m. in the District Office at 230 Chimacum Road, Port Hadlock, Washington; and


WHEREAS, the Public Hearing was continued and reconvened at the subsequent regularly scheduled PUD BOC meetings, as announced publicly by the Board of Commissioners; and

WHEREAS, the Public Hearing was continued and closed by the PUD Board of Commissioners on the 1ST of November 2011.

NOW, THEREFORE, BE IT RESOLVED that the Commission, after taking public testimony and consideration of all the evidence and information provided by the staff, hereby adopts the budget identified on attached Exhibit "A" and confirms the updated rate schedule identified on attached Exhibit "B".

ADOPTED by the Board of Commissioners of Public Utility District No. 1 of Jefferson County, Washington, at a regular open public meeting held this 1ST day of November 2011.


Kenneth Mc Millen
President


Barney Burke
Vice President



Wayne G. King
Secretary

EXHIBIT "A"

PUBLIC UTILITY DISTRICT NUMBER 1 OF JEFFERSON COUNTY

2012 BUDGET

INCOME SOURCES

1. Property Taxes	\$ 565,500
2. Timber Taxes	\$ 11,500
3. Water Rates	\$ 1,591,668
4. Water Hookups	\$ 21,600
5. Sewer Rates	\$ 64,008
6. _____	\$
7. Other Income	\$ 111,000
8. System Development Charges	\$ 34,100

TOTAL INCOME	\$ 2,399,376
--------------	--------------

EXPENSE CATEGORIES

1. Personnel & Benefits	\$ 850,469
2. General & Admin	\$ 256,300
3. Water Operations	\$ 332,193
4. Water Hookups	\$ 18,562
5. Sewer Operations	\$ 23,661
6. B&O Taxes	\$ 81,468
7. Programs	\$ 405,064
8. Debt Repayment – non bond fund	\$ 432,412
9. Capital Replacement/ construction	\$ (754)

TOTAL EXPENSES	\$ 2,399,376
----------------	--------------

BREAKDOWN OF BUDGET COSTS BASED ON OPERATIONS REVENUE VERSUS TAX
REVENUE FOR CY 2012 BUDGET

INCOME SOURCES

1. Property Taxes	\$ 565,500
2. Timber Taxes	\$ 11,500
3. Water Rates	\$ 1,591,668
4. Water Hookups	\$ 21,600
5. Sewer Rates	\$ 64,008
6. -----	\$ -----
7. Other Income	\$ 111,000
8. System Development Charges	\$ 34,100

TOTAL INCOME	\$ 2,399,376
--------------	--------------

EXPENSE CATEGORIES

	TOTAL	OPERATIONAL	PUD TAX
1. Personnel & Benefits	\$ 850,469	\$ 850,469	\$ 000
2. General & Admin	\$ 256,300	\$ 256,300	\$ 000
3. Water Operations	\$ 332,193	\$ 332,193	\$ 000
4. Water Hookups	\$ 18,562	\$ 18,562	\$ 000
5. Sewer Operations	\$ 23,661	\$ 23,661	\$ 000
6. B & O Taxes	\$ 81,468	\$ 81,468	\$ 000
7. Programs	\$ 405,064	\$ 000	\$ 405,064
8. Debt Replacement	\$ 432,412	\$ 260,476	\$ 171,946
9. Capital Replacement	\$ (754)	\$ (754)	\$ 000
TOTAL EXPENSES	\$ 2,399,376	\$1,822,376	\$ 577,000

Derived From Resolution 2007-014;

EXHIBIT B

Public Utility District Number 1 of Jefferson County

2012 WATER AND SEWER RATES

	Quimper Water System	Group A Water Systems	Group B Water Systems		Sewer
RESIDENTIAL BASE FEE					
All Meters	\$21.25	\$17.50	\$20.00		\$26.00
Low Income	\$14.88	\$ 12.25	\$14.00		\$18.20
COMMERCIAL BASE FEE					
Meter Size					
3/4"	\$21.25	\$21.25	\$21.25		
1"	\$53.00	\$53.00	\$53.00		
1-1/2"	\$106.00	\$106.00	\$106.00		
2"	\$169.00	\$169.00	\$169.00		
3"	\$317.00	\$317.00	\$317.00		
4"	\$528.00	\$528.00	\$528.00		
6"	\$1,056.00	\$1,056.00	\$1,056.00		
8"	\$1,689.00	\$1,689.00	\$1,689.00		
CONSUMPTIVE RATES (per 100 gallons)					
	0 - 5,000	5,001–10,000	10,001 plus		
Residential	\$ 0.25	\$ 0.36	\$ 0.47		
Commercial	\$ 0.35	\$ 0.35	\$ 0.35		

Notes:

1. Quimper: Hadlock 37, Olympic Mobile Village, Marrowstone Island, Tri-Area
2. Group A: Lazy-C, Triton Cove, Bywater, Gardiner, Snow Creek, GCS, Quilcene, LUD#3
3. Group B: Skywater, Bishop, Mats View, VDC

As approved in resolution 2007-014