

**PUBLIC UTILITY DISTRICT NO. 1
OF
JEFFERSON COUNTY, WASHINGTON**

RESOLUTION NO. 2014-10

A RESOLUTION Adopting a Budget for the Calendar Year 2015

WHEREAS, in accordance with RCW 54.16.070 and RCW 84.52.020, the Board of Commissioners of Public Utility District No.1 of Jefferson County, Washington has prepared a budget for the projected financial transactions of the District for the calendar year 2015 and conducted a series of Public Hearings; and

WHEREAS, the Board of Commissioner of the District have set goals for the establishment of PUD Reserves; and

WHEREAS, the Board of Commissioners of the District did approve a six year rate schedule on 21 November 2007, Resolution 2007-014; and

WHEREAS, the PUD is in the process of a new Cost of Service and Rate Study; and


WHEREAS, the Board of Commissioners of the District did meet on Monday, 6 October 2014 and held a Public Hearing on the proposed 2015 budget starting at 5:00 p.m. in the District Office at 230 Chimacum Road, Port Hadlock, Washington; and

WHEREAS, the Public Hearing was continued and reconvened at the subsequent regularly scheduled PUD BOC meetings, as announced publicly by the Board of Commissioners; and


WHEREAS, the Public Hearing was continued and closed by the PUD Board of Commissioners on the 18th of November 2014; and

NOW, THEREFORE, BE IT RESOLVED that the Commission, after taking public testimony and consideration of all the evidence and information provided by the staff, hereby adopts the budget identified on attached Exhibit "A" and confirms the rate schedule identified on attached Exhibit "B"


ADOPTED by the Board of Commissioners of Public Utility District No. 1 of Jefferson County, Washington, at a regular open public meeting held this 18th day of November 2014.



Barney Burke
President



Wayne G. King
Vice President



Kenneth McMillen
Secretary

EXHIBIT "A"

**PUBLIC UTILITY DISTRICT NUMBER 1
OF JEFFERSON COUNTY**

2015 BUDGET

**Public Utility District No. 1
of Jefferson County
Final 2015 Budget**

	2015 Electric Utility	2015 Water Utility
Operating Revenues		
Utility sales and service fees	\$ 32,625,105	\$ 1,961,506
Other charges for services		32,473
Other operating revenues		
Total Operating Revenues	<u>32,625,105</u>	<u>1,993,979</u>
Operating Expenses		
Purchased power/water	13,401,090	16,000
Purchased water	1,610,736	
Operations	2,662,021	450,000
Maintenance	2,345,445	360,000
Customer accounts	800,000	118,853
Customer service, information, advertising		130,000
Administrative & general	1,334,132	107,184
Maintenance of general plant		60,000
Depreciation	4,300,000	580,000
Taxes other than income	2,103,500	94,545
City Utility Tax	640,000	
Total Operating Expenses	<u>29,196,924</u>	<u>1,916,582</u>
Operating Income (Loss)	<u>3,428,181</u>	<u>77,397</u>
Nonoperating Revenues & Expenses		
Interest income	100,000	2,000
Interest and amortization of Long-term Debt	(5,800,000)	(451,796)
Other Nonoperating Revenues		
Total Nonoperating Revenues (Expenses)	<u>(5,700,000)</u>	<u>(449,796)</u>
Operating and Nonoperating Income (Loss)	(2,271,819)	(372,399)
Total Fund Balance, Beginning of Year	<u>6,740,083</u>	<u>2,066,069</u>
Total Fund Balance, End of Year	<u>\$ 8,768,264</u>	<u>\$ 2,273,670</u>

**Public Utility District No. 1
of Jefferson County
Final 2015 Budget**

<u>Capital Budgets</u>	2015	
	Electrical	Water/Sewer
Electric Utility		
Utility Plant - Wages		
Inventory - Materials		
Transportation Equipment		
Equipment		
Work Plan	3,892,000	
SCADA/Comm		
Software: Misc		
Software: Financial		
Capital Leases		
Total Capital Budget	<u>\$ 3,892,000</u>	
 Water/Sewer Utility		
Meters		
Transportation equipment		
Computer equipment & software		-
Office equipment		-
Structures & improvements		
Total Capital Budget		<u>\$ -</u>
 total Net Assets end of year	 4,876,264	 2,066,069

**Public Utility District No. 1
of Jefferson County
Summary General Fund Budget**

	2015 General Fund
Operating Revenues	
Real property taxes	\$ 530,000
Timber taxes	20,000
Interfund loan repayments	-
Interest income	-
Miscellaneous revenues	-
Total Operating Revenues	<u>550,000</u>
Operating Expenditures	
Wages	117,180
Employee taxes and benefits	61,000
County IT services	-
State Auditor	30,000
Communications - phone, network	5,000
Debt service	175,000
Capital Outlay - computer equipment	-
Telecom system expansion	32,000
PUD Dues, Memberships	129,820
Total Operating Expenditures	<u>550,000</u>
Revenues in Excess of Expenditures	<u>-</u>
Estimated Beginning Fund Balance	<u>1,869,761</u>
Estimated Ending Fund Balance	<u><u>\$ 1,869,761</u></u>

EXHIBIT "B"

**PUBLIC UTILITY DISTRICT NUMBER 1
OF JEFFERSON COUNTY**

RATE SUMMARY SHEET

Public Utility District Number 1 of Jefferson County

2015 WATER, ELECTRICAL AND SEWER RATES

	Quimper Water System	Group A Water Systems	Group B Water Systems	Electrical	Sewer
KP (\$15.00)					
RESIDENTIAL BASE FEE					
All Meters	\$21.25	\$17.50	\$20.00	7.49	\$26.00
Low Income	\$14.88	\$ 12.25	\$14.00	(12.51)**	\$18.20
COMMERCIAL BASE FEE					
Meter Size					
3/4"	\$21.25	\$21.25	\$21.25		
1"	\$53.00	\$53.00	\$53.00		
1-1/2"	\$106.00	\$106.00	\$106.00		
2"	\$169.00	\$169.00	\$169.00		
3"	\$317.00	\$317.00	\$317.00		
4"	\$528.00	\$528.00	\$528.00		
6"	\$1,056.00	\$1,056.00	\$1,056.00		
8"	\$1,689.00	\$1,689.00	\$1,689.00		
CONSUMPTIVE RATES (per 100 gallons) (\$ per kw/hr)					
	0 - 5,000 gal	5,001-10,000	10,001 plus	0 - 600	> 600
Residential	\$ 0.25	\$ 0.35	\$ 0.47	.085011	.103589
Commercial	\$ 0.35	\$ 0.35	\$ 0.35		

Notes:

1. Quimper: includes Kala Point
2. Group A: Lazy-C, Triton Cove, Bywater, Gardiner, Snow Creek, GCS, Quilcene, LUD#3
3. Group B: Skywater, Bishop, Mats View, VDC

* Planned water and sewer increase for 2013 was cancelled by the BOC.

** Board approved on 4 November 2014 Regular Meeting