

**PUBLIC UTILITY DISTRICT NO. 1  
OF  
JEFFERSON COUNTY, WASHINGTON**

**RESOLUTION NO. 2015-015**

A RESOLUTION Adopting a Budget for the Calendar Year 2016

WHEREAS, in accordance with RCW 54.16.070 and RCW 84.52.020, the Board of Commissioners of Public Utility District No.1 of Jefferson County, Washington has prepared a budget for the projected financial transactions of the District for the calendar year 2016 and conducted a series of Public Hearings; and

WHEREAS, the Board of Commissioners of the District did approve a six year rate schedule on 21 November 2007, Resolution 2007-014; and


WHEREAS, the Board of Commissioners of the District did meet on Monday, 5 October 2015 and held a Public Hearing on the proposed 2015 budget starting at 5:00 p.m. in the District Office at 230 Chimacum Road, Port Hadlock, Washington; and


WHEREAS, the Public Hearing was continued and reconvened at the subsequent regularly scheduled PUD BOC meetings, as announced publicly by the Board of Commissioners; and


WHEREAS, the Public Hearing was continued and closed by the PUD Board of Commissioners on the 3<sup>rd</sup> of November 2015; and

NOW, THEREFORE, BE IT RESOLVED that the Commission, after taking public testimony and consideration of all the evidence and information provided by the staff, hereby adopts the budget identified on attached Exhibit "A" and confirms the rate schedule identified on attached Exhibit "B"

ADOPTED by the Board of Commissioners of Public Utility District No. 1 of Jefferson County, Washington, at a regular open public meeting held this 3<sup>rd</sup> day of November 2015.

  
Wayne G. King  
President

  
Kenneth Collins  
Vice President

  
Barney Burke  
Secretary



**EXHIBIT "A"**

**PUBLIC UTILITY DISTRICT NUMBER 1  
OF JEFFERSON COUNTY**

**2016 BUDGET**



Public Utility District No.1  
of Jefferson County  
Final 2016 Budget

Exhibit A

**Revenues**

Real Property Taxes	\$505,000
Timber Taxes	\$15,000
Levy Refund (property tax)	613.23
Miscellaneous Revenues (timber revenues)	\$78,000
Total Operating Revenues	<u>\$598,613</u>

**Expenditures**

Wages	\$117,180
Employee taxes and benefits	\$53,708
State Auditor	\$25,000
Communications - Phone Network	\$106,000
Debt Service	\$175,000
Telecom System expansion	-
PUD Dues, Memberships	\$115,000
New Building investigation	\$6,725
Total Operating Expenditures	<u>\$598,613</u>

Public Utility District No.1  
of Jefferson County  
Final 2016 Budget

Exhibit A

	2016 Electric Utility	2016 Water Utility
<b>Operating Revenues</b>		
Utility sales and service fees	\$ 30,781,403	\$ 2,044,105
Other charges for services	150,000	52,473
Other operating revenues	60,000	
	-	
Total Operating Revenues	<u>\$30,991,403</u>	<u>\$2,096,578</u>
<b>Operating Expenses</b>		
Purchased power/water	14,185,681	8,000
Transmisison Expense	1,552,428	
Operations	2,791,962	428,578
Maintenance	2,003,899	275,000
Customer accounts	538,278	110,250
Customer service, information, advertising	945,094	193,573
Administrative & general	612,844	124,195
Maintenance of General Plant	-	150,000
Taxes other than income	1,895,855	102,818
City Utility Tax	640,000	
Interest and amortizaton of Long-Term Debt	5,986,760	451,796
	-	
Total Operating Expenses	<u>\$31,152,801</u>	<u>\$1,844,210</u>
Capital Expenses (four year Work plan)	1,757,000	
<b>Total Expenses</b>	<u><b>\$32,909,801</b></u>	<u><b>\$1,844,210</b></u>
<b>Surplus (Deficiency) in Funds</b>	<b>(1,918,399)</b>	<b>252,368</b>
<b>Fund Balance (estimated beginning 2016)</b>	<b>9,726,330</b>	<b>2,273,670</b>
<b>Fund Balance, end of year</b>	<u><b>\$7,807,931</b></u>	<u><b>\$2,526,038</b></u>

Note: 3 million from 2016 construction plan has been deferred by Board

**EXHIBIT "B"**

**PUBLIC UTILITY DISTRICT NUMBER 1  
OF JEFFERSON COUNTY**

**RATE SUMMARY SHEET**





## EXHIBIT B

### Public Utility District Number 1 of Jefferson County

### 2016 WATER, SEWER AND ELECTRICAL RATES

	Quimper Water System	Group A Water Systems		Sewer	Electrical
<b>KP (\$16.00)</b>					
<b>RESIDENTIAL BASE FEE</b>					
All Meters	\$21.50	\$18.75		\$28.00	\$7.49
Low Income	\$15.05	\$12.42		\$19.60	12.51 credit
<b>COMMERCIAL BASE FEE</b>					
<b>Meter Size</b>					
3/4"	\$21.50	\$21.25			
1"	\$54.00	\$53.00			
1-1/2"	\$108.00	\$106.00			
2"	\$172.00	\$169.00			
3"	\$323.00	\$317.00			
4"	\$538.00	\$528.00			
6"	\$1,075.00	\$1,056.00			
8"	\$1,720.00	\$1,689.00			
<b>CONSUMPTIVE RATES (per 100 gallons) (\$ per Kwhr)</b>					
	0 - 5,000	5,001-10,000	10,001 plus	0-600	> 600
Residential	\$ 0.26	\$ 0.36	\$ 0.49	<b>\$ .085011</b>	<b>\$ .103589</b>
Commercial	\$ 0.36	\$ 0.36	\$ 0.36		

**Notes:**

Group A: Lazy-C, Triton Cove, Bywater, Gardiner, Snow Creek, GCS, Quilcene, LUD#3

