

PUBLIC UTILITY DISTRICT NO. 1

OF

JEFFERSON COUNTY

RESOLUTION NO. 2018-022

A RESOLUTION of the Board of Commissioners of Public Utility District No. 1 of Jefferson County, Washington ("the PUD"), adopting a Budget for the Calendar Year 2019.



WHEREAS, the PUD in accordance with RCW 54.16.070 and RCW 84.52.020, the Board of Commissioners has prepared a budget for the projected financial transactions of the PUD for the calendar year of 2019;

WHEREAS, the Board of Commissioners of the PUD No. 1 met on Monday, October 1, 2018 and held a public hearing on the proposed budget starting at 5:00 p.m. at Jefferson County Transit; and

WHEREAS, the Board of Commissioners of the PUD incorporated new strategic objectives and electric line extension financial policies into the budget for the calendar year of 2019.

NOW, THEREFORE BE IT RESOLVED, the Board of Commissioners of Jefferson County after taking public testimony and consideration of all the evidence and information provided by the staff, hereby adopts the budget identified on the attached Exhibit "A".

ADOPTED by the Board of Commission of the Public Utility District No. 1 of Jefferson County, Washington, at a regular open meeting held this 20th day of November, 2018.


Jeff Randall, President

Wayne King, Vice President

ATTEST:



Kenneth Collins, Secretary

EXHIBIT A
2019 PUD GENERAL FUND BUDGET

	<u>2019</u>
Operating Revenues	
Real Property Taxes	\$561,215
Timber Harvest Tax	20,000
Leaseholder Excise Tax	20,243
Interest Income	15,256
Timber Harvest Revenues	<u>100,323</u>
Total Operating Revenues	\$717,037
 Operating Expenses	
Wages (BOC)	\$0
County IT Services	0
State Auditor	0
Interest Expense	56,266
Administrative and General Expenses	194,017
Total General Fund Expenditures	<u>\$250,283</u>
 Revenues in Excess of Expenditures	<u>\$466,753</u>
Less: Principal on Long Term Debt	\$115,677
Provision for new facilities	<u>0</u>
 Net Cash Inflow/(Outflow)	<u><u>\$351,076</u></u>

2019 PUD Electric and Water Utility Budgets

	<u>Electrical</u> <u>Utility</u>	<u>Water</u> <u>Utility</u>
Operating Revenues	\$36,068,252	\$2,940,463
Operating Expenses		
Cost of Purchased Power	\$15,884,692	\$127,488
Transmission Expense	1,630,471	0
Distribution Expense - Operation	680,339	759,575
Distribution Expense - Maintenance	1,700,292	333,232
Customer Accounts Expense	1,152,862	209,084
Customer Service and Informational Expense	135,767	29,446
Administrative and General Expense	3,026,525	604,951
Depreciation & Amortization Expense	5,227,584	745,634
Tax Expense - Other	2,171,131	122,803
Interest on Long-Term Debt	2,782,107	211,714
Total Operating Expenses	<u>\$34,391,770</u>	<u>\$3,143,927</u>
Net Operating Margins (Loss)	\$1,676,482	(\$203,464)
Non-Operating Margins (Loss)	<u>\$571,678</u>	<u>\$525,806</u>
Net Margins (Loss)	\$2,248,160	\$322,342
<i>Cash Flow Budget</i>		
Less Construction Projects	\$2,708,500	\$510,000
Less General Plant Purchases	3,830,200	13,800
Less Principal on Long Term Debt	3,317,435	870,428
Add'l Interest Paid on Long Term Debt	0	0
Add Depreciation & Amortization (non-cash)	(5,227,584)	(745,634)
Principal & Interest Received on LUDs	<u>0</u>	<u>(442,966)</u>
Total Cash Expenditures/Cash Outflow	\$4,628,551	\$205,628
Net Cash Inflow/(Outflow)	(\$2,380,391)	\$527,970
NET TIER (Minimum of 1.25)	1.81	
NET DSC (Minimum of 1.25)	1.68	
NET OTIER (Minimum of 1.1)	1.60	
NET ODSC (Minimum of 1.1)	1.59	

2019 Electric Work Plan Capital Costs

New Line Construction	\$423,000
Substation Changes	\$738,000
Miscellaneous Distribution Equipment	\$640,000
Other Distribution Items	\$182,500
Transmission Line and Station Changes	\$60,000
Other Transmission Items	\$40,000
Communications	\$75,000
Conversions	\$550,000
	<hr/>
	\$2,708,500

2019 Other Electric Capital Improvement Costs

Electric System Plan	\$150,000
Telecommunications Strategic Plan	\$75,000
Warehouse Yard Improvements	\$45,000
	<hr/>
	\$270,000

Total Electric Capital Costs **\$2,978,500**

Source of Funds

Unrestricted Cash	\$2,928,500
CERB Grant	\$50,000
Total Sources of Funds	<hr/>
	\$2,978,500

2019 Water Capital Project Costs

Snow Creek Well Treatment Plant and Well Dog House	\$150,000
Hydrant Replacement	\$30,000
Bywater SCADA	\$20,000
Coyle Water Pipe Replacement—Engineering Only in 2019	\$0
Quilcene Reservoir—Engineering Only in 2019	\$0
Quilcene Water Tank Replacement	\$310,000
	<hr/>
	\$510,000
 Total Water Capital Costs	 \$510,000

Source of Funds

Unrestricted Cash	\$355,000
PIF Grant	\$155,000
Total Source of Funds	<hr/>
	\$510,000

2019 General Capital Costs

Four Corners Facilities Upgrade	\$3,200,000
VMWare Server	\$20,000
SQL Server	\$6,000
Windows Server OS	\$25,000
PCs	\$18,000
	<hr/>
	\$3,269,000
Total General Capital Costs	\$3,269,000

	Source of Funds	
Unrestricted Cash		\$3,269,000

2019 Electric Fleet and Equipment Costs

Small Bucket	\$160,000
Tools	\$50,000
Foreman Service Truck	\$65,000
Personal Protection Equipment	\$30,000
	<hr/>
	\$305,000
Total Electric Fleet and Equipment	\$305,000

	Source of Funds	
Unrestricted Cash		\$305,000

**2019 Budget
Cash Summary Report**

Account Description	Budget Amount
Cash-General Fund	\$ 5,413,447
Cash-Construction Fund	\$ -
Temporary Deposits	\$ 13,061,235
Special Funds	\$ 1,561,430
Schedule of Cash, Liquid Investments, and Special Funds Report, Oct 2018	<u>\$ 20,036,112</u>
LESS: RUS and LUD Payments Due Nov/Dec	\$ (827,806)
Cash Balance, Beginning of Year	\$ 19,208,306
LUD Restricted Funds	\$ (3,338,158)
90 Day Reserve	<u>\$ (9,446,495)</u>
LESS: Restricted and Reserve Cash Balances Total	\$ (12,784,653)
Unrestricted Cash Balance, Beginning	\$ 6,423,653
Net Margin, General	\$ 466,753
Net Margin, Electric	\$ 2,248,160
Net Margin, Water	\$ 322,342
Depreciation, Electric (Non Cash)	\$ 5,227,584
Depreciation, Water (Non Cash)	<u>\$ 745,634</u>
ADD: Net Margins and Non-Cash Expenses Total	\$ 9,010,473
Principal on Long-Term Debt, General	\$ (115,677)
Principal on Long-Term Debt, Electric	\$ (3,317,435)
Principal on Long-Term Debt, Water	<u>\$ (870,428)</u>
LESS: Principal Long-Term Debt Total	\$ (4,303,540)
2019 Cash Available for Capital Improvements	\$ 11,130,586
Capital Improvements, General	\$ 3,269,000
Capital Improvements, Electric	\$ 2,978,500
Capital Improvements, Water	\$ 510,000
Capital Fleet & Tools, Electric	\$ 305,000
Capital Fleet & Tools, Water	<u>\$ -</u>
2019 Capital Improvements, Fleet and Tools Total	\$ 7,062,500
Unrestricted Cash Balance, Ending	\$ 4,068,086
LUD Restricted Funds	\$ 3,338,158
2019 Ending 90 Day Reserve	\$ 9,446,495
Cash Balance, End of Year	<u>\$ 16,852,739</u>

